

MEXICO'S ECONOMIC OUTLOOK

Last update: December 10, 2024, 10:30 AM.

Part 1



GLOBAL POSITION 12th place

At the end of 2023
Last GDP growth projections for 2024:
2.4% IMF
1.55% Bank of Mexico1

Fuente: IMF



GROSS DOMESTIC PRODUCT 3Q 2024²

1.30 TRILLION USD

Seasonally adjusted
price base 2018

▲ **1.6 %**

Regarding 3Q 2023

1.74 TRILLION USD

Original numbers
Current prices

▲ **1.6 %**

Regarding al 3Q 2023

Source: INEGI



PARTICIPATION IN THE WORLD ECONOMY

1.7%

At the end of 2023

▲ **0.2 %**

Higher than in 2022

Source: IMF



EXCHANGE RATE 20.15 MXN / 1 USD

December 09, 2024

▼ **-18.35%** depreciation
compared to the beginning of the
year³

Source: Bank of Mexico



RESERVAS INTERNACIONALES

228,392 MDD

▼ **1.0 %**

higher than in October
OPTIMUM LEVEL

November 2024

INTERNACIONAL
RESERVES as of
Diciembre 6th
(updated week)

228.75

BILLION USD

▲ **0.15 %**

With respect to
November 29th

Source: Bank of Mexico



TOTAL TRADE

1.19 BILLION USD

At the end of 2023

1.03 BILLION USD

Accumulated to
October 2024

Source: INEGI



TRADE BALANCE

**-5.46
BILLION USD
deficit**

At the end of
December 2023

**-10.64
BILLION USD
deficit**

Accumulated to
October 2024

Fuente: INEGI



EXPORTS

**593.01
BILLION USD**

▲ **2.6 %**

higher than in 2022

At the end of
December 2023

**513.38
BILLION USD**

▲ **4.0 %**

higher than the
same period in 2023

Accumulated to
October 2024

Source: INEGI



IMPORTS

**598.47
BILLION USD**

▼ **1.0 %**

Compared to the
previous year

At the end of
December 2023

**524.03
BILLION USD**

▲ **4.0 %**

higher than the
same period in 2023

Accumulated to
October 2024

Source: INEGI



MAIN TRADING PARTNER OF United States

706.89 BILLION USD
Year-to-Date Total Trade
October 2024

Source: Census Bureau of
United States



FOREIGN DIRECT INVESTMENT

35.73 BILLION USD

▲ **9 %**

Compared to the previous year

In the 3Q of 2024

Source: Secretariat of Economy



INVESTMENT ANNOUNCEMENTS

2023
110.74 Bn USD
investment expectation

378
announcements
234,725
new jobs

2024
76.95 Bn USD
investment expectation

247
announcements
131,532
new jobs

As of November 30, 2024
Source: Secretariat of Economy

1 From the World Economic Outlook Update: Moderating Inflation and Steady Growth Open Path to Soft Landing (April 2024) and from the Survey of Specialists in Economics from the Private Sector (December 2024)

2 Base exchange rate as of March 27; 16.5323. Real growth by INEGI: https://www.inegi.org.mx/contenidos/saladeprensa/boletines/2024/pib_pconst/pib_pconst2024_05.pdf

3 Exchange rate as of January 2, 2024; 17.0297

4 The Triffin rule of minimum coverage of 3 months of imports and the rule of minimum coverage of 10% for deposit coverage is used.

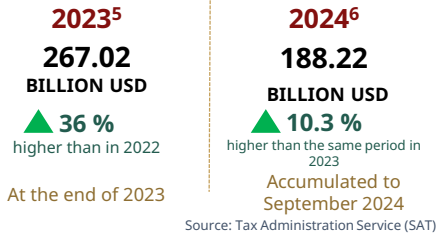
MEXICO'S ECONOMIC OUTLOOK

Last update: December 10, 2024, 10:30 AM.


Part 2



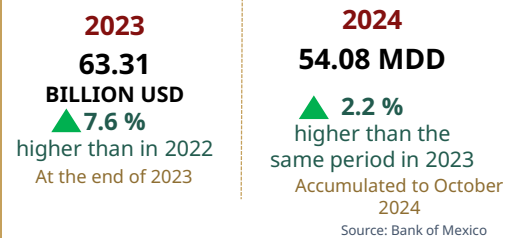
TAX REVENUE



INCOME FROM TOURISM



REMITTANCES



POPULATION

10th place worldwide with 130.2 millions inhabitants



ECONOMICALLY ACTIVE POPULATION

61.4 M
people
3Q 2024

Fuente: INEGI



UNEMPLOYMENT RATE

2.50%

Original numbers as of October 2024

Source: INEGI



GROWTH IN ECONOMIC ACTIVITY

1.92%

Average interannual growth in the economic activity of all 32 states as of 2Q 2024

Source: INEGI



INFLATION RATE

4.55%

▲ 0.23 %
Compared to the previous year
November 2024

Source: INEGI

Inflation in the second half of November 2024

4.54%

▲ 0.21 %
Compared to the previous year

Source: INEGI



MARKET BASKET

2,070.7 MXN

▲ 0.25 %
lower than in September

National average per person October 2024

Source: CONEVAL



MINIMUM MONTHLY WAGE⁷



AVERAGE MONTHLY INCOME IMSS⁷

17,766.4
MXN

▲ 24 %
higher than in 2018

Daily wage
584.1 MXN

• 22.6 millions
workers insured

• 619,252 new jobs
In the year

Noviembre 2024

Source: IMSS



GROSS FIXED CAPITAL FORMATION

7.99 BILLION MXN

Public: 940 BILLION MXN
Private: 7.057 BILLION MXN

Original numbers
Current prices
2Q 2024

Source: INEGI